

# RIDX™

## FPV Ag Test Kit

Feline parvovirus (FPV) is a nasty feline virus that attacks the guts, immune system, and heart. FPV often causes severe illness (e.g., feline panleukopenia and feline infectious enteritis) and sometimes the death of cats.

The RIDX™ FPV Ag Test Kit is a diagnostic reagent that can quickly and easily detect FPV antigen in feline feces 10 minutes after dropping the sample.

Principal: Chromatographic immunoassay for the qualitative test  
Specimen: Feline feces

### Components

- FPV Ag test device (10 or 2 tests)
- Sample dilution buffer (10 or 2 vials)
- Disposable swab (10 or 2 ea)
- Disposable dropper (10 or 2 ea)

### Features

**Sensitivity** 97.4% (76/78) vs. PCR

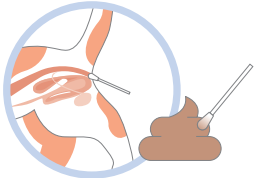
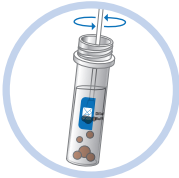



**Specificity** 98.4% (123/125) vs. PCR

**Limit of Detection** 1 x 10<sup>5.5</sup> TCID<sub>50</sub>/ml

No **cross-reactivity** with other feline pathogens (FCV, FCoV, FeLV, *E. coli*, *Giardia*, and *Salmonella*)



### Test Procedure

- Using a swab to collect sample in the anus or feces.
 
- Put the swab into the sample dilution buffer and stir the sample with the swab.
 
- Remove the swab from the sample dilution buffer.
 
- Place the tube until the large particles are down.
 
- Take the supernatant using a dropper. Apply 4 drops of the sample solution into the sample hole on the device.
 
- Read the result at 10 minutes.
 

Positive			Negative		
C	T		C	T	
+	+		+	-	
c	2	1	c	2	1

Invalid					
C	T		C	T	
+	-		-	+	
c	2	1	c	2	1

CAT No.	Description	LIC No.	Type	Package size
CGM-FPG-11	RIDX FPV Ag Test Kit	300-009	LFA*	10 Tests/Kit
CGM-FPG-12				2 Tests/Kit

\* LFA: Lateral flow assay